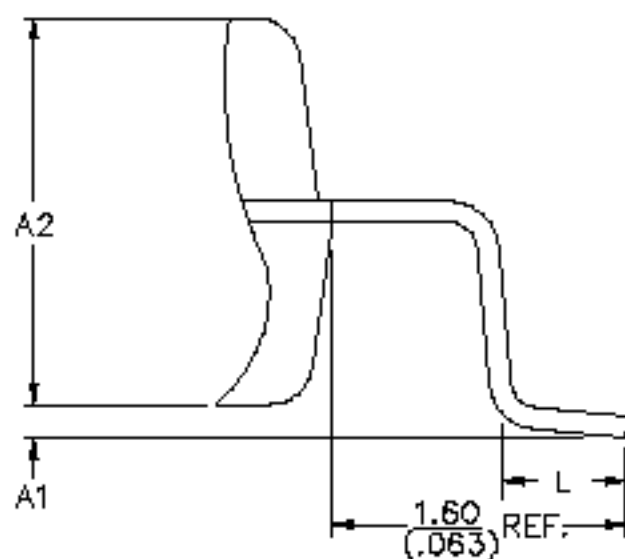
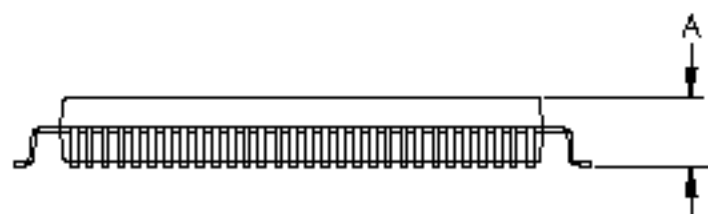
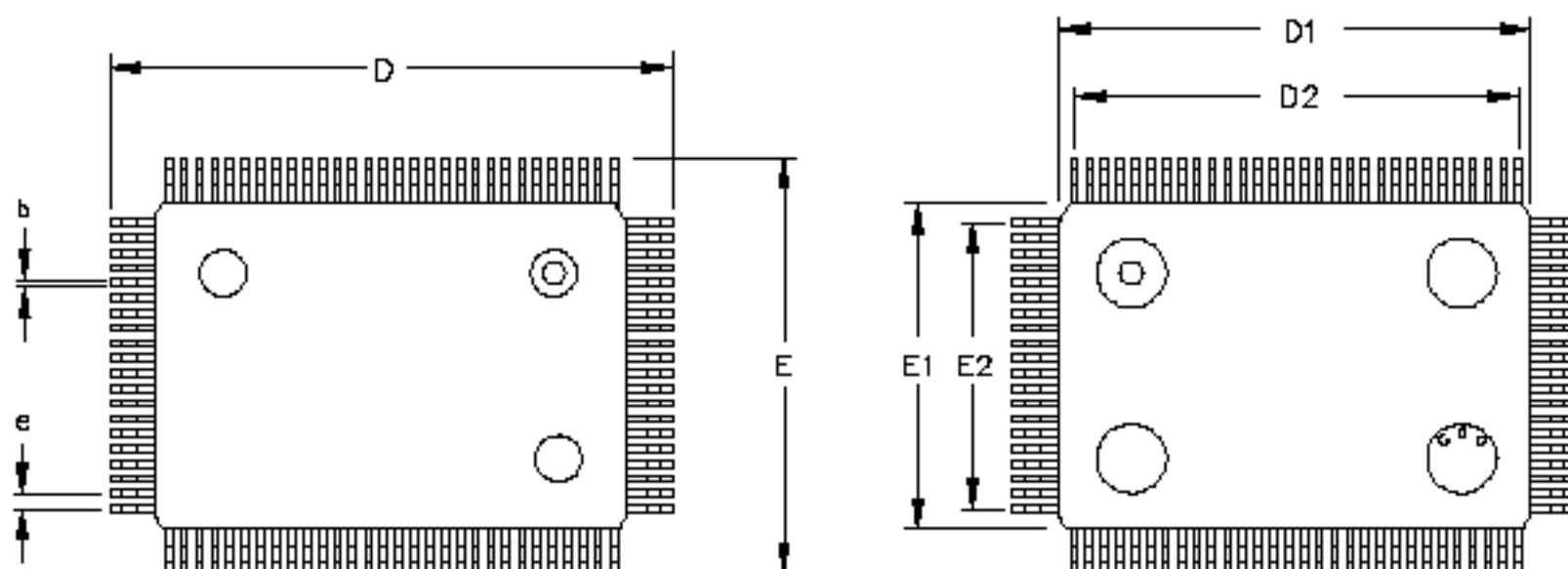


### 5.3 Package Mechanical Drawings

Figure 5-4. 100-Pin PQFP Package Mechanical Drawing

100 MQFP - 1.60/0.33mm FORM



SYMBOL	ALL DIMENSIONS IN MILLIMETERS		
	MIN.	NOM.	MAX.
A	$\approx$	$\approx$	2.4
A1	0.05	$\approx$	0.35
A2	2.0 REF		
D	22.95	$\approx$	23.45
D1	20.00 REF		
D2	18.85 MAX		
E	17.45 BSC.		
E1	14.0 REF.		
E2	12.35 BSC		
L	0.73	$\approx$	1.03
L1	1.6 REF		
e	0.65 BSC		
b	0.25	$\approx$	0.45